


Kentucky High School Athletic Association

To: Superintendent, Principal, and Athletic Director

From: Louis Stout, Commissioner 
Brigid L. DeVries, Executive Assistant Commissioner

Date: May 14, 2002


Subject: 2001-2002 Annual Report Forms Submission

School: Trinity (Whitesville) High School



Enclosed please find a copy of Form T-65, The 2001-2002 Annual Report Forms Checklist. In addition, you may find an attachment with corrected copies of the forms submitted by your school personnel. Please review this information so the forms can be completed accurately in the future. Also, KHSAA Audit Staff may have requested a re-submission of some of the 2001-2002 Annual Report Forms or need additional information on your athletic programs. Please submit this information by the date requested if this is applicable. Copies and all KHSAA Title IX documents must be kept current and included in your permanent Title IX File at the school. All documents are subject to Open Records Requests.

Should you need any further information, please do not hesitate to call anytime.



Memo

To: KHSAA Member School Superintendents, Principals, and Athletic Directors

From: Louis Stout, Commissioner
Brigid L. Devries, Executive Assistant Commissioner

Date: May 3, 2002

Re: 2002 Title IX Forms Submission

School	Trinity (Whitesville)	Reviewed by	Gary W. Lawson
--------	-----------------------	-------------	----------------

The following is a status report regarding the required 2001 - 2002 Title IX submission of forms due in to the KHSAA office by April 15, 2002. Appropriate audit personnel have reviewed these forms and the following is a summary of this review.

I. Checklist of Forms properly submitted in a satisfactory manner:

<input checked="" type="checkbox"/>	GE 19 (Annual Verification)	<input checked="" type="checkbox"/>	T-35 (Budget Expenses)
<input checked="" type="checkbox"/>	T-1 (Summary Program Chart 1)	<input checked="" type="checkbox"/>	T-36 (Budget Expenses)
<input checked="" type="checkbox"/>	T-2 (Summary Program Chart 2)	<input checked="" type="checkbox"/>	T-41 (Checklist – Overall Interscholastic Program)
<input checked="" type="checkbox"/>	T-3 (Summary Program Chart 3)		T-60 (Corrective Action Plan)
<input checked="" type="checkbox"/>	T-4 (Summary Program Chart 4)	<input checked="" type="checkbox"/>	T-63 (Interscholastic Survey Results)

II. Status

A.		2001 – 2002 Forms are satisfactory and no further information or action is necessary at this time.
B.	<input checked="" type="checkbox"/>	Errors have been noted with respect to the following forms and corrected copies are being returned to you for placement in your Title IX file to ensure proper submission in the future. A calculation error was found on Form T-2. A corrected copy of this form is attached for placement in your Title IX File.
C.	<input checked="" type="checkbox"/>	The following forms were omitted and must be submitted by school representatives. The Form T-60 (Corrective Action Plan) was not filled out. All schools are required to have a Title IX Plan. Please check with your Gender Equity Review Committee members and resubmit your plan for improvements to the KHSAA no later than June 1, 2002.
D.		Other Recommendation and Comments:

**ACCOMMODATION OF INTERESTS AND ABILITIES
SUMMARY PROGRAM CHART 2**

Participation Opportunities Test Two

		Column 1	Column 2	Column 3	Column 4	Column 5	
Program		Number of Teams Currently Offered	Number of Participants	Number of Teams Added in Last Five Years	Number of Participants Added in Last Five Years	Percent of Total Participation By Sex Added in Last 5 Years	
GIRLS	Row 1	varsity:	3	45	1	16	50
	Row 2	j.v.:	3	40	1	16	57
	Row 3	frosh:	1	7	1	7	100
	Row 4	total:	7	92	3	39 ÷ 92 =	58 → 42%
BOYS	Row 5	varsity:	3	42	1	16	50
	Row 6	j.v.:	2	20	1	12	43
	Row 7	frosh:	0	0	0	0	0
	Row 8	total:	5	62	2	28 ÷ 62 =	42 → 45%

- 1) List the number of interscholastic teams offered for girls and boys at each competitive level (for example, varsity, junior varsity, and freshman levels). Total each of the entries in Column 1 into Row 4, Column 1 and Row 8, Column 1.
- 2) List the number of interscholastic teams that have been added in the last five years at each competitive level. Total each of the entries in Column 3 into Row 4, Column 3 and Row 8, Column 3.
- 3) List the number of participants that are currently on each level of the teams that were added in the last five years. Total each of the entries in Column 2 into Row 4, Column 2 for girls and Row 8, Column 2 for boys. If a team was added previously but no longer exists, there are no current participants to be added for that team.
- 4) List the number of participants added in the last 5 years. Total each of the entries made in Column 4 into Row 4, Column 4 for girls and Row 8, Column 4 for boys.
- 5) Calculate the percentage of participants that have been added in the last five years (Column 4 divided by Column 2 on each line). For example, if girls' varsity soccer (22 participants), junior varsity soccer (18 participants), junior varsity golf (8 participants), and freshman softball (15 participants) have been added in the last five years, then 63 participation opportunities have been added for girls. If the total number of female participants in the program is 96 (taken from Form T-1, Row 1, Column 3), then 65.6% of the current opportunities (63 of 96) have been added in the last five years. Perform similar calculations for male participants.

Note: If the percentage of current participants added in the last five years is 25% or greater, compliance with test two may be possible. If less than 25%, then compliance with test three should be analyzed. **CAUTION:** 25% is not a formal compliance standard.

Principal's Signature: [Signature] Date: 4/8/02

2001-2002
TITLE IX
CORRECTIVE ACTION PLAN

School Name: Trinity High School
 School Year: 2001-02
 Principal's Signature: _____
 Date: 4/8/02


To complete this form, indicate the intended area which needs corrective action, the suggested change and time table for implementation. You may copy this form as needed. Please attach corrective action plans along with audit forms and submit by April 15, 2002.

ITEM FOR CORRECTION	SUGGESTED CHANGE	TIME TABLE FOR CORRECTIVE ACTION
NONE	NONE	NA
O	O	O

* An explanation (status report) is needed for all areas identified previously as items for correction as well as all areas currently identified as items for correction. This form shall be typed.

Principal's Signature: [Signature] Date: April 8, 2002

MAY 30 2002



Memo

To: KHSAA Member School Superintendents, Principals, and Athletic Directors

From: Louis Stout, Commissioner
Brigid L. Devries, Executive Assistant Commissioner

Date: May 3, 2002

Re: 2002 Title IX Forms Submission

School	Trinity (Whitesville)	Reviewed by	Gary W. Lawson
--------	-----------------------	-------------	----------------

The following is a status report regarding the required 2001 - 2002 Title IX submission of forms due in to the KHSAA office by April 15, 2002. Appropriate audit personnel have reviewed these forms and the following is a summary of this review.

I. Checklist of Forms properly submitted in a satisfactory manner:

<input checked="" type="checkbox"/>	GE 19 (Annual Verification)	<input checked="" type="checkbox"/>	T-35 (Budget Expenses)
<input checked="" type="checkbox"/>	T-1 (Summary Program Chart 1)	<input checked="" type="checkbox"/>	T-36 (Budget Expenses)
<input checked="" type="checkbox"/>	T-2 (Summary Program Chart 2)	<input checked="" type="checkbox"/>	T-41 (Checklist - Overall Interscholastic Program)
<input checked="" type="checkbox"/>	T-3 (Summary Program Chart 3)		T-60 (Corrective Action Plan)
<input checked="" type="checkbox"/>	T-4 (Summary Program Chart 4)	<input checked="" type="checkbox"/>	T-63 (Interscholastic Survey Results)

II. Status

A.		2001 - 2002 Forms are satisfactory and no further information or action is necessary at this time.
B.	<input checked="" type="checkbox"/>	Errors have been noted with respect to the following forms and corrected copies are being returned to you for placement in your Title IX file to ensure proper submission in the future. A calculation error was found on Form T-2. A corrected copy of this form is attached for placement in your Title IX File.
C.	<input checked="" type="checkbox"/>	The following forms were omitted and must be submitted by school representatives. The Form T-60 (Corrective Action Plan) was not filled out. All schools are required to have a Title IX Plan. Please check with your Gender Equity Review Committee members and resubmit your plan for improvements to the KHSAA no later than June 1, 2002.
D.		Other Recommendation and Comments:

School Name: TRINITY (NOKESVILLE)
 School Year: 2001-02
 Principal's Signature: [Signature]
 Date: 5/28/02

2001-2002
TITLE IX
CORRECTIVE ACTION PLAN

To complete this form, indicate the intended area which needs corrective action, the suggested change and time table for implementation. You may copy this form as needed. Please attach corrective action plans along with audit forms and submit by April 15, 2002.

ITEM FOR CORRECTION	SUGGESTED CHANGE	TIME TABLE FOR CORRECTIVE ACTION
BASKETBALL UNIFORMS	ORDER NEW UNIFORMS FOR GIRLS BASKETBALL TEAM	2002-03 SCHOOL YEAR
TIMES FOR GAMES OF BOY & GIRL BASKETBALL DOUBLEHEADERS	ALTERDATE FROM YEAR TO YEAR ALL COORD: 30 SLATS FOR BOYS & GIRLS	CONTRACT RENEWAL DATE FOR DOUBLE HEADERS

- An explanation (status report) is needed for all areas identified previously as items for correction as well as all areas currently identified as items for correction. This form shall be typed.

Principal's Signature: [Signature]

Date: May 28, 2002

APR 10 2002



**2001-2002 KENTUCKY HIGH SCHOOL ATHLETIC ASSOCIATION
ANNUAL VERIFICATION OF TITLE IX PROCEDURES**
(To be submitted by April 15, 2002 along with other required forms)

The TRINITY High School, WHITESVILLE, Kentucky
(Name of High School) (City)

certifies to the Kentucky High School Athletic Association that the following is an accurate and true representation of the facts surrounding compliance with Title 20, U.S.C. Titles 1681-1688, et. Seq. (also known as Title IX)

I certify the following provisions in accordance with records at the school contained in the permanent Title IX file, and to the best of my knowledge have completed the following tasks. (All boxes must be checked)

Established a gender equity committee at the high school. (list committee personnel and provide attachment if necessary)

Name	Address	Phone	Title
MIKE CLARK	4335 KING CHRISTIAN COURT, ONDISBORO, KY.	42303 (270) 926-1146	PRINCIPAL
EMILY MILLS	10980 KY. 764, WHITESVILLE, KY.	42378 (270) 233-5481	GACH & TEACHER
SARA BOOKER	6161 DESERTER CREEK ROAD, WHITESVILLE, KY.	42378 (270) 233-9549	STUDENT
SANDY MERRITT	6281 STEPHENS SCHOOL ROAD, WHITESVILLE, KY.	42378 (270) 233-4009	PARENT
BRUCE ROBERTS	8006 JACK HIXSON ROAD, PHILLOT, KY.	42366 (270) 233-5920	TEACHER
ROGER BELLAMY	P.O. Box 7, WHITESVILLE, KY.	42378 (270) 233-4824	PARENT

Scheduled a minimum of three meetings during the 2001-2002 school year on the following dates:
AUGUST 15, 2001
NOVEMBER 16, 2001
FEBRUARY 18, 2002

Designated the following person(s) as the Title IX coordinator for the school/district:
LARRY FARMER ATHLETIC DIRECTOR 1128 CHARLOTTE LANE
HARTFORD, KY. 42347 (270) 298-7509
Name Title Address Phone

School personnel are continuing to make periodic reviews of the boys and girls athletics program reflected in the Corrective Action Plan.

In addition to the above information, the above referenced school maintains a complete permanent file relative to Title IX records including copies of the self-assessment audit, all corrective action plans, and other related materials.

Mike Clark Principal's Signature Date April 8 2002
J. Joseph O'Byrne Superintendent Signature
Janette Boehm School Board Chairpersons' Signature

(Send original copy to KHSAA - Maintain duplicate in Title IX school folder)

2001-2002
ACCOMMODATION OF INTERESTS AND ABILITIES
SUMMARY PROGRAM CHART 1

KHSAA
 Form T1
 Rev. 07/01

Participation Opportunities Test One

		(Column 1)	(Column 2)	(Column 3)	(Column 4)
	Program	Enrollment	Percentage of Total Enrollment	Number of Interscholastic Participants (double and triple count)	Percentage of Total Participation
Row 1	GIRLS	88	51	92	60
Row 2	BOYS	86	49	62	40
Row 3	Totals	174	100%	154	100%

Instructions:

*Number of 8th grade students & below used in Column 4 calculations if applicable: GIRLS - 12 BOYS - 6

- Determine the total number of girls enrolled, (place in Row 1, Column 1). Determine the total number of boys enrolled, (place in Row 2, Column 1).
- Add the total number of girls and boys enrolled to determine total enrollment, (place in Row 3, Column 1).
- Calculate the percentage of total enrollment that is female. (Divide Row 1, Column 1 by row 3, Column 1 and place in Row 1, Column 2.) Calculate the percentage of total enrollment that is male. (Divide Row 2, Column 1 by Row 3, Column 1 and place in Row 2, Column 2.) Note: Row 1, Column 2 plus Row 2, Column 2 should total 100%.
- Ask the head coaches to review the most updated eligibility or squad lists for their teams. Ask coaches to confirm the names of those individuals who are on the team as of the first **date of competition**, and cross out the names of those who were cut from the team or quit the team prior to the first competitive event. Determine the total number of interscholastic athletics participants that are girls, (and place in Row 1, Column 3). In order to determine the total number of athletics participants, an individual should be counted each time he or she participates on a team. For example, if Jane Doe competes on the varsity volleyball team, the junior varsity volleyball team, the junior varsity basketball team, and the varsity softball team, she should be counted as four participants (**do not include club or intramural sports participants, cheerleaders, dance teams, or pom squads**). Calculate the same way for boys and girls. * In addition, should 8th grade students and below play on a Freshman, Junior Varsity, or Varsity team, they should also be counted for each team and sport on which they participate. If applicable, please asterisk the above notation as to how many 8th grade students & below are included. Using the same procedure, determine the total number of interscholastic athletic participants that are boys, (and place in Row 2, Column 3). Add Row 1, Column 3 plus Row 2, Column 3 to get total participants and place in Row 3, Column 3.
- Calculate the percentage of female participation. (Row 1, Column 3 divided by Row 3, Column 3 and place in Row 1, Column 4.) Calculate the percentage of male participation. (Row 2, Column 3 divided by Row 3, Column 3 and place in Row 2, Column 4.) Note: Row 1, Column 4 plus Row 2, Column 4 should total 100%.

Note: While being within three percent is not a formal compliance standard; if the percent listed in Row 1, Column 4 is within 3% of Row 1, Column 2, then it provides a good target within which compliance is likely.

Principal's Signature: Mike Clark Date: April 8, 2002

2001-2002
ACCOMMODATION OF INTERESTS AND ABILITIES
SUMMARY PROGRAM CHART 2

KHSAA
 Form T2
 Rev. 07/01

Participation Opportunities Test Two

			Column 1	Column 2	Column 3	Column 4	Column 5
Program			Number of Teams Currently Offered	Number of Participants	Number of Teams Added in Last Five Years	Number of Participants Added in Last Five Years	Percent of Total Participation By Sex Added in Last 5 Years
GIRLS	Row 1	varsity:	3	45	1	16	50
	Row 2	j.v.:	3	40	1	16	57
	Row 3	frosh:	1	7	1	7	100
	Row 4	total:	7	92	3	39	58
BOYS	Row 5	varsity:	3	42	1	16	50
	Row 6	j.v.:	2	20	1	12	43
	Row 7	frosh:	0	0	0	0	0
	Row 8	total:	5	62	2	28	42

- 1) List the number of interscholastic teams offered for girls and boys at each competitive level (for example, varsity, junior varsity, and freshman levels). Total each of the entries in Column 1 into Row 4, Column 1 and Row 8, Column 1.
- 2) List the number of interscholastic teams that have been added in the last five years at each competitive level. Total each of the entries in Column 3 into Row 4, Column 3 and Row 8, Column 3.
- 3) List the number of participants that are currently on each level of the teams that were added in the last five years. Total each of the entries in Column 2 into Row 4, Column 2 for girls and Row 8, Column 2 for boys. If a team was added previously but no longer exists, there are no current participants to be added for that team.
- 4) List the number of participants added in the last 5 years. Total each of the entries made in Column 4 into Row 4, Column 4 for girls and Row 8, Column 4 for boys.
- 5) Calculate the percentage of participants that have been added in the last five years (Column 4 divided by Column 2 on each line). For example, if girls' varsity soccer (22 participants), junior varsity soccer (18 participants), junior varsity golf (8 participants), and freshman softball (15 participants) have been added in the last five years, then 63 participation opportunities have been added for girls. If the total number of female participants in the program is 96 (taken from Form T-1, Row 1, Column 3), then 65.6% of the current opportunities (63 of 96) have been added in the last five years. Perform similar calculations for male participants.

Note: If the percentage of current participants added in the last five years is 25% or greater, compliance with test two may be possible. If less than 25%, then compliance with test three should be analyzed. **CAUTION:** 25% is not a formal compliance standard.

Principal's Signature: *Clark* Date: 4/8/02

2001-2002
ACCOMMODATION OF INTERESTS AND ABILITIES
SUMMARY PROGRAM CHART 3

Participation Opportunities Test Three

For any question answered "YES" identify the respective sport(s).

	GIRLS (Yes / No)		BOYS (Yes / No)
1. Is there an intramural team offered in a sport not now available in the interscholastic athletics program? (YES or NO)	No		No
2. For a sport <u>not</u> currently offered, is there sufficient interest to form a viable interscholastic team based on participation on an intramural team or community recreation teams? (YES or NO)	No		No
3. For a sport <u>not</u> currently offered, is there sufficient interest to form a viable interscholastic team with the interscholastic survey.	No		No
4. For a sport currently offered, is there interest to form a viable team for a junior varsity, freshman, or other intramural level that is not currently offered? (YES or NO)	No		No
5. If you answered YES to question (1), (2), (3) or (4), are there enough high schools in your geographic area offering the sport (at the appropriate level) to allow for the development of a reasonable schedule of competition. (YES or NO)			

Principal's Signature: Mike Clark Date: April 8, 2002

2001-2002
ACCOMMODATION OF INTERESTS AND ABILITIES
SUMMARY PROGRAM CHART 4

KHSAA
 Form T4
 Rev. 07/01

Levels of Competition Test One

		(Column 1)	(Column 2)
	Team Levels	GIRLS	BOYS
Row 1	Total Number of Athletics Participants in All Levels	92	62
Row 2	Number of Varsity Teams Offered	3	3
Row 3	Number of Participants on all Varsity Teams	45	42
Row 4	Percentage of Total Varsity Participants By Sex	52	48
Row 5	Number of Junior Varsity Teams Offered	3	2
Row 6	Number of Participants on all Junior Varsity Teams	40	20
Row 7	Percentage of Total Junior Varsity Participants By Sex	67	33
Row 8	Number of Freshman Teams Offered	1	0
Row 9	Numbers of Participants on all Freshman Teams	7	0
Row 10	Percentage of Total Freshman Participants By Sex	100	0

- 1) Copy the number entered on Form T1, Row 1, Column 3 and place on Row 1, column 1 of this form.
- 2) Copy the number entered on Form T1, Row 2, Column 3 and place on Row 1, column 2 of this form.
- 3) List the number of teams at the varsity, junior varsity, and freshman levels for boys and girls (Rows #2,5,8) and place in the proper boxes in columns 1 and 2.
- 4) List the number of teams at the varsity, junior varsity, and freshman levels for boys and girls (Rows #3,6,9) and place in the proper boxes in columns 1 and 2.
- 5) Calculate the percentage of female and male participants at each level. (Rows #4,7,10)
 - Divide Row 3, Column 1 by Row 1, Column 1, and place the percentage in Row 4, Column 1.
 - Divide Row 3, Column 2 by Row 1, Column 2, and place the percentage in Row 4, Column 2.
 - Divide Row 6, Column 1 by Row 1, Column 1, and place the percentage in Row 7, Column 1.
 - Divide Row 6, Column 2 by Row 1, Column 2, and place the percentage in Row 7, Column 2.
 - Divide Row 9, Column 1 by Row 1, Column 1, and place the percentage in Row 10, Column 1.
 - Divide Row 9, Column 2 by Row 1, Column 2, and place the percentage in Row 10, Column 2.

Principal's Signature: *Frank Clark* Date: *April 8, 2000*

2001-2002

**BUDGETED AND ACTUAL EXPENDITURES - PROGRAM COMPARISON CHART
TO INCLUDE BOOSTER CLUB FUNDING**

	equipment and supplies		travel		awards		coaches' salaries (to include supplemental and extended employment)		facilities improvements		publications (if sport-specific)	
	B	E	B	E	B	E	B	E	B	E	B	E
G basketball	\$ 500	\$ 400	\$ 60	\$ 55	\$ 250	\$ 235	\$ 4700	\$ 4700	\$ 2,000	\$ 2,200	\$ 25	\$ 45
B basketball	\$ 500	\$ 750	\$ 60	\$ 65	\$ 250	\$ 225	\$ 4700	\$ 4700	\$ 2,000	\$ 2,200	\$ 25	\$ 45
G softball	\$ 750	\$ 800	\$ 50	*	\$ 200	*	\$ 1600	\$ 1600	\$ 0	\$ 0		
B baseball	\$ 750	\$ 1,000	\$ 50	*	\$ 200	*	\$ 1600	\$ 1600	\$ 200	\$ 250*		
G cross country												
B cross country												
G golf												
B golf	\$ 0	\$ 0	\$ 20	\$ 25	\$ 25	\$ 15	\$ 500	\$ 500				
G soccer												
B soccer												
G swimming												
B swimming												

* SEASONS STILL IN PROGRESS

"B" is for budgeted dollar amounts and "E" is for actual dollar expenditures. Expenditures should include items provided by third parties such as Booster Clubs.

Principal's Signature: Mark Clark Date: April 18, 2002

**2001-2002
BUDGETED AND ACTUAL EXPENDITURES - PROGRAM COMPARISON CHART 2
TO INCLUDE BOOSTER CLUB FUNDING**

Teams	equipment and supplies		travel		awards		coaches' salaries (to include supplemental and extended employment)		facilities improvements		publications (if sport-specific)	
	B	E	B	E	B	E	B	E	B	E	B	E
G track												
B track												
G tennis												
B tennis												
G volleyball	\$1,200	\$1,500	\$15	\$20	\$250	\$225	\$500	\$500	\$0	\$0		
B wrestling												
G (list sport)												
B (football)												
G (list sport)												
B (list sport)												

"B" is for budgeted dollar amounts and "E" is for actual dollar expenditures. Expenditures should include items provided by third parties such as Booster Clubs.

Principal's Signature: *Paul J. Clark* Date: 4/8/2002

2001-2002 KHSAA TITLE IX ATHLETICS AUDIT

KHSAA
Form T41
Rev. 07/01

Checklist - Overall Interscholastic Athletics Program

Areas of Compliance	ADVANTAGE TO (Respond based on Internal Evaluation by checking the appropriate column.)		
	GIRLS' PROGRAM	BOYS' PROGRAM	NEITHER PROGRAM
Equipment and Supplies			✓
Scheduling of Games and Practice Time			✓
Travel and Per Diem Allowances			✓
Coaching			✓
Locker Rooms, Practice and Competitive Facilities			✓
Medical and Training Facilities and Services			✓
Publicity			✓
Support Services			✓
Athletic Scholarships	NA		■
Tutoring	NA		
Housing and Dining Facilities and Services	NA		
Recruitment of Student Athletes	NA		

Principal's Signature: *Mike Clark* Date: *April 8, 2002*

School Name: TRINITY High School
 School Year: 2001-02
 Principal's Signature: _____
 Date: 4/8/02

2001-2002
TITLE IX

CORRECTIVE ACTION PLAN

To complete this form, indicate the intended area which needs corrective action, the suggested change and time table for implementation. You may copy this form as needed. Please attach corrective action plans along with audit forms and submit by April 15, 2002.


ITEM FOR CORRECTION	SUGGESTED CHANGE	TIME TABLE FOR CORRECTIVE ACTION
NONE	NONE	NA

- An explanation (status report) is needed for all areas identified previously as items for correction as well as all areas currently identified as items for correction. This form shall be typed.

Principal's Signature: *Trinity Church* Date: *April 8, 2002*

Trinity High School

MINDS AT WORK † HEARTS TO GOD



April 8, 2002

TITLE IX STATUS REPORT

MIKE CLARK

Principal

FATHER

RICHARD POWERS

Priest / Pastor

LARRY FARMER

Asst. Principal

Dean of Students

Athletic Director

ANN GREER

Business Manager

Corrective Action Plans in the past called for equalization of pay for boys' and girls' coaches, the school to pay for girls' basketball practice uniforms, more prime time for girl basketball games, and the school athletic director to compile stats for girls' basketball as well as for the boys. All have been achieved.

The Plans also called for greater use of the internet and for girls' golf and boys' tennis to be added. Use of the internet has increased, but we are still in the process of maximizing our potential in this area. Trinity is presently setting up a school wide web site. As far as golf and tennis are concerned, it was felt there was insufficient interest to add these sports. Also, we were afraid they would take away from other established sports.

Principal's Signature: _____

Handwritten signature of Mike Clark.

2001-2002 INTERSCHOLASTIC ATHLETICS SURVEY

Summary Of Student Responses

School Name: TRINITY HIGH SCHOOL
 School Enrollment: 174
 Date: 3/27/02
 Completed By: LARRY FARMER

Instructions:

1. Summarize the Student Athletics Interest Surveys Form T-61 by listing the total number of responses on the line next to each sport.
2. Under the Other Category please provide a listing of the sports as well as the number of students who are interested in participating.
3. Please sign and date the Summary Form (T-63) and mail the Summary Form only to the KHSAA by April 15, 2002. Do not mail the student surveys (Form T-61). However, these Forms should be maintained in your files in the event they are requested subsequently.

174 Number of Surveys
154 Total Returned
9-12 Grades Surveyed

How Was The Survey Administered? PASSED OUT IN CLASSES

Fall Sports (List Total Number of Participation Responses)

1 Cross Country (Girls)
4 Cross Country (Boys)
5 Field Hockey (Girls)
29 Football (Boys)
3 Golf (Girls)
16 Golf (Boys)
12 Soccer (Girls)
3 Soccer (Boys)
37 Volleyball (Girls)
7 Volleyball (Boys)

Winter Sport (List Total Number of Participation Responses)

36 Basketball (Girls)
42 Basketball (Boys)
5 Gymnastics (Girls)
7 Indoor Track (Girls)
3 Indoor Track (Boys)
12 Swimming & Diving (Girls)
6 Swimming & Diving (Boys)
13 Wrestling (Boys)

Spring Sport (List Total Number of Participation Responses)

<u>23</u>	Baseball (Boys)
<u>18</u>	Fast Pitch Softball (Girls)
<u>12</u>	Slow Pitch Softball (Girls)
<u>5</u>	Tennis (Girls)
<u>2</u>	Tennis (Boys)
<u>16</u>	Track (Girls)
<u>7</u>	Track (Boys)

Other Sports (From Student Survey T-61 Question 10)

Name of Sport	Number of Students Interested In Participating
<u>RACKETBALL</u>	<u>3</u>
<u>FISHING</u>	<u>1</u>
_____	_____
_____	_____
_____	_____
_____	_____
_____	_____

Number of Students who participate in Intramural Sports.
(From Student Survey T-61 Question 5)

Sport	Number
<u>SOFTBALL</u>	<u>17</u>
<u>BASEBALL</u>	<u>8</u>
<u>FOOTBALL</u>	<u>4</u>
<u>DANCE</u>	<u>2</u>
<u>VOLLEYBALL</u>	<u>6</u>
_____	_____
_____	_____

List Intramural Sports students are interested in adding:
(From Student Survey T-61 Question 6)

Sport	Number
<u>BILLIARDS</u>	<u>1</u>
<u>FOOTBALL</u>	<u>13</u>
<u>BASKETBALL</u>	<u>23</u>
<u>SLOW PITCH SOFTBALL</u>	<u>3</u>
_____	_____
_____	_____

Participation in Non-School Sports Activities
(From Student Survey T-61 Question 7)

<u>Sport</u>	<u>Number</u>
SOFTBALL	25
GOLF	2
ARCHERY	2
RACING (AUTO)	1
BASKETBALL	17
BASEBALL	13

Reasons for not participating in interscholastic athletics.
(From Survey Question 8)

<u>Response</u>	<u>Number</u>
_____ I prefer other activities such as band, chorus, etc.	
<u>27</u> I don't have time	
<u>11</u> The practice schedules and game times are inconvenient	
_____ The sport I like isn't offered	
<u>3</u> It's too expensive	
_____ I prefer to participate in club or intramural sports	
<u>31</u> Working	
_____ Other	

Student Suggestions to encourage participation

BETTER COACHES & EQUIPMENT
SPORTS IN WHICH STUDENTS ARE INTERESTED

Mike Clark
 Principal's Signature

April 8, 2002
 Date

TRINITY HIGH SCHOOL

1999 - 2000

INTERSCHOLASTIC ATHLETICS SURVEY Summary Of Student Responses

Instructions:

1. Summarize the Student Athletics Interest Surveys by listing the total number of responses on the line next to each sport.
2. Under the other category please provide a listing of the sports as well as the number of students who are interested in participating.
3. Please sign and date the Summary Form (T-63) and mail the Summary Form only to the KHSAA by April 15, 2001. Do not mail the original.

Date: 6-2-01
Completed By: LARRY FARMER

Fall Sports (List Total Number of Participation Responses)

31 Football
35 Girls' Volleyball
7 Boys' Volleyball
5 Boys' Cross-Country
3 Girls' Cross-Country
0 Girls' Field Hockey
12 Boys' Golf
8 Girls' Golf
5 Boys' Soccer
17 Girls' Soccer

Winter Sport (List Total Number of Responses)

24 Boys' Basketball
16 Girls' Basketball
4 Boys' Swimming & Diving
12 Girls' Swimming & Diving
14 Boys' Wrestling
18 Girls' Gymnastics
3 Boys' Indoor Track
2 Girls' Indoor Track

Spring Sport (List Total Number of Responses)

6 Boys' Track
4 Girls' Track
14 Girls' Tennis
5 Boys' Tennis
15 Girls' Slow Pitch Softball
18 Girls' Fast Pitch Softball

Other Sports (From Survey Question 10)

Name of Sport	Number of Students Interested In Participating
<u>BOBSLEDDING</u>	<u>1</u>
<u>PAINTBALLING</u>	<u>6</u>
<u>KARATE</u>	<u>1</u>
_____	_____
_____	_____
_____	_____
_____	_____

Number of Students who participate in Intramural Sports. (From Survey Question 5)

Sport	Number
<u>[REDACTED]</u>	<u>[REDACTED]</u>
_____	_____
_____	_____
_____	_____
_____	_____

List Intramural Sports students are interested in adding: (From Survey Question 6)

Sport	Number
<u>BASKETBALL</u>	<u>8</u>
<u>VOLLEYBALL</u>	<u>12</u>
<u>SLOW PITCH SOFTBALL</u>	<u>10</u>
<u>SOCCER</u>	<u>4</u>
<u>TENNIS</u>	<u>3</u>
<u>SWIMMING</u>	<u>2</u>
_____	_____

Participation in Non-School Sports Activities (From Survey Question 7)

Sport	Number
<u>FAST PITCH SOFTBALL</u>	<u>6</u>
<u>SLOW PITCH SOFTBALL</u>	<u>5</u>
<u>GOLF</u>	<u>4</u>
<u>BASKETBALL</u>	<u>3</u>
_____	_____
_____	_____

Reasons for not participating in interscholastic athletics. (From Survey Question 8)

Response	Number
2 I prefer other activities such as band, chorus, etc.	
15 I don't have time	
10 The practice schedules and game times are inconvenient	
14 The sport I like isn't offered	
8 It's too expensive	
2 I prefer to participate in club or intramural sports	
16 Working	
4 Other	
<u>FAVORITISM - DON'T WANT TO</u>	

Student Suggestions to encourage participation

- ① BETTER COACHES
 - ② MORE SPORTS
-
-
-
-
-
-

Larry Farmer
Signature

6-2-01
Date